

Contact insert - HC-K 6/0-ESTS - 1580538

Please be informed that the data shown in this PDF Document is generated from our Online Catalog. Please find the complete data in the user's documentation. Our General Terms of Use for Downloads are valid (<http://phoenixcontact.com/download>)



Pin contact insert with screw connection, number of positions 6 + PE, for HEAVYCON housing designs B16 and B32, incl. 1 x PE connection for 16 mm²

RoHS

Key Commercial Data

Packing unit	10 STK
GTIN	
GTIN	4046356463348

Technical data

General

Note	For HEAVYCON ADVANCE and HEAVYCON housing type B16/B32; screw head shape of connection screws: Allen screws, wrench size 3 mm.
Connection method	Screw connection (Without wire protection)
Tightening torque	1.8 Nm
Degree of pollution	3
Overvoltage category	III
Number of positions	6+PE
No. of power contacts	6
No. of control contacts	0
Insertion/withdrawal cycles	≥ 500
Size	B16
Contact numbering	1 - 6
Conductor cross section	6 mm ² ... 16 mm ² (without ferrule) 2.5 mm ² ... 16 mm ² (with ferrule)
Connection cross section AWG	10 ... 6
Stripping length of the individual wire	15 mm
Assembly instructions	Connectors may be operated only when there is no load/voltage.

Contact insert - HC-K 6/0-ESTS - 1580538

Technical data

General

Connection	For housing type B16.
------------	-----------------------

Ambient conditions

Ambient temperature (operation)	-40 °C ... 125 °C (including heating up of contacts)
---------------------------------	--

Material data

Contact material	Copper alloy
Contact surface material	Ag
Material of contact surface, power contact	Ag
Contact carrier material	PA
Standards/regulations	PA: Fire protection in rail vehicles - requirement sets R22 and R23 acc. to DIN EN 45545-2 (Risk level HL1 - HL2)
	PA: Fire protection in rail vehicles - requirement set R24 acc. to DIN EN 45545-2 (Risk level HL1 - HL3)

Electrical characteristics

Rated voltage (III/3)	1000 V
Rated surge voltage	8 kV
	8 kV
Rated current	80 A

Standards and Regulations

Constructional and testing regulations	DIN EN 61984
	DIN VDE 0110/02.79
	DIN VDE 0110-1/04.97
	IEC 60664-1, DIN IEC 60512
Flammability rating according to UL 94	V0

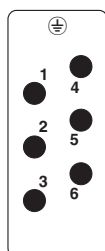
Environmental Product Compliance

REACH SVHC	Lead 7439-92-1
China RoHS	Environmentally Friendly Use Period = 50
	For details about hazardous substances go to tab "Downloads", Category "Manufacturer's declaration"

Drawings

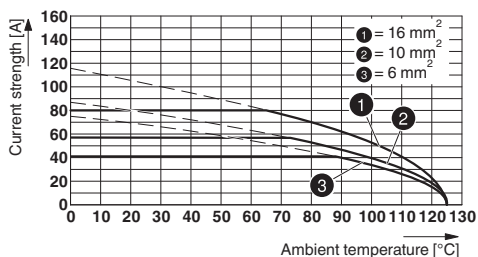
Contact insert - HC-K 6/0-ESTS - 1580538

Schematic diagram



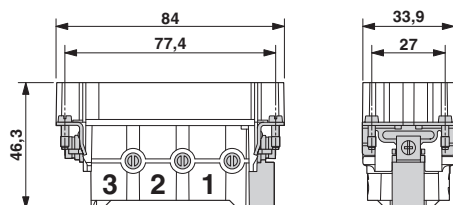
Connector pin assignment, connection side

Diagram



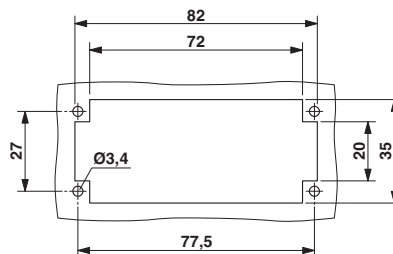
Derating diagram

Dimensional drawing



Dimensional drawing

Dimensional drawing



Mounting cutout when used without housing

Approvals

Approvals

Approvals

UL Recognized / GL / CSA / EAC

Ex Approvals


Approval details

UL Recognized		http://database.ul.com/cgi-bin/XYV/template/LISEXT/1FRAME/index.htm	FILE E 118976
Nominal voltage UN	600 V		
Nominal current IN	80 A		
mm²/AWG/kcmil	6		


Contact insert - HC-K 6/0-ESTS - 1580538

Approvals

GL		http://exchange.dnv.com/tari/	6196614 HH
----	---	---	------------

CSA		http://www.csagroup.org/services-industries/product-listing/	013631_0_000
-----	---	---	--------------

Nominal voltage UN	600 V
Nominal current IN	60 A
mm ² /AWG/kcmil	10-6

EAC		RU C- DE.AI30.B.01102
-----	---	--------------------------

Phoenix Contact 2018 © - all rights reserved
<http://www.phoenixcontact.com>

PHOENIX CONTACT GmbH & Co. KG
Flachsmarktstr. 8
32825 Blomberg
Germany
Tel. +49 5235 300
Fax +49 5235 3 41200
<http://www.phoenixcontact.com>